

Sample Skyhio - HHC Vape Cartridge - Blue Dream - 1 ml

Sample ID:	BBL_3152	Matrix:	Distillate	Analyses Executed:	Full Panel
Company:	Skyhio	Batch ID:	07SEP2022-SKYHHCBD	Reported:	20 Sep, 2022
Phone:		Received:	13 Sep, 2022		
Address:	8500 E 116th Street 443 Fishers, IN 46038				
Email:	support@skyhio.com				

Lab Notes: Results reported for sample as received

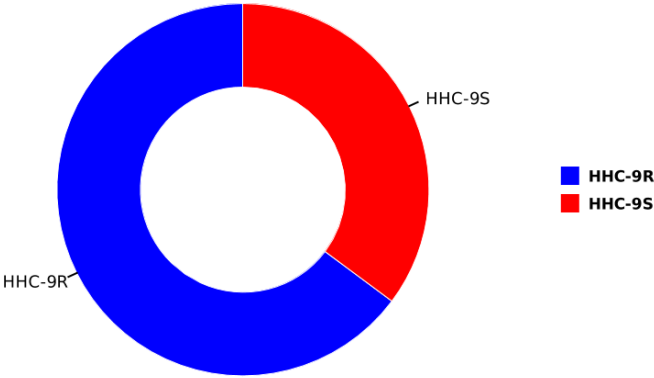
Cannabinoid Profile Analysis

Analyzed 19 Sep, 2022 | Instrument HPLC-PDA | Method TM-101
Uncertainty Measurement at 95% confidence level is 10%, k=2

Analyte	LOD (ppm)	LOQ (ppm)	Result %	Result (mg/g)
Cannabidivarinic acid (CBDVa)	0.030	0.080	ND	ND
Cannabidivarin (CBDV)	0.050	0.150	ND	ND
Cannabidiolic acid (CBDa)	0.040	0.110	ND	ND
Cannabidiol (CBD)	0.060	0.190	ND	ND
Cannabigerolic acid (CBGa)	0.040	0.120	ND	ND
Cannabigerol (CBG)	0.080	0.230	ND	ND
Cannabinolic acid (CBNa)	0.080	0.250	ND	ND
Cannabinol (CBN)	0.040	0.120	ND	ND
Cannabichromenic acid (CBCa)	0.350	1.060	ND	ND
Cannabichromene (CBC)	0.090	0.280	ND	ND
Cannabicyclol (CBL)	0.210	0.640	ND	ND
D9-Tetrahydrocannabinolic acid (THCa)	0.130	0.400	ND	ND
D9-Tetrahydrocannabinol (D9-THC)	0.120	0.360	ND	ND
Tetrahydrocannabivarinic acid (THCVa)	0.050	0.160	ND	ND
Tetrahydrocannabivarin (THCV)	0.080	0.240	ND	ND
D8-Tetrahydrocannabinol (D8-THC)	0.140	0.430	ND	ND
Hexahydrocannabinol-9R (HHC-9R)	0.320	0.960	64.7167	647.17
Hexahydrocannabinol-9S (HHC-9S)	0.330	1.000	35.242	352.42
Total THC (THCa * 0.877 + THC)			ND	ND
Total CBD (CBDa * 0.877 + CBD)			ND	ND
Total CBG (CBGa * 0.877 + CBG)			ND	ND
Total Cannabinoids			99.96	999.59

Exo THC, D10 THC, HHC and THCO acetate are not A2LA accredited

Sample Photography



NR Not Reportable
ND Not Detected
N/A Not Applicable
NT Not Tested
LOD Limit of Detection
LOQ Limit of Quantification
<LOQ Detected
>ULOL Above upper limit of linearity
CFU/g Colony Forming Units per 1 gram
TNTC Too Numerous to Count



Scan the QR code to verify authenticity.

Authorized Signature

Archana

Dr. Archana R. Parameswar,
Laboratory Director
20 Sep, 2022 12:17:34 PM



HME - Heavy Metals Detection Analysis

Analyzed 15 Sep, 2022 | Instrument ICP-MS | Method TM-105

Analyte	LOD (ppb)	LOQ (ppb)	Result ug/g	Flag	Limit ug/g
Arsenic (As)	0.005	0.015	0		
Cadmium (Cd)	0.005	0.016	0		
Mercury (Hg)	0.004	0.013	0		
Lead (Pb)	0.075	0.224	0		

MIB - Microbial Testing Analysis

Analyzed 16 Sep, 2022 | Instrument PCR/ Plating (not A2LA accredited) | Method TM-109

Analyte	Limit (CFU/g)	Result CFU/g	Flag
Salmonella SPP		NEG	
Total Yeast & Mold		<10	
Aspergillus fumigatus		NEG	
Aspergillus flavus		NEG	
Aspergillus niger		NEG	
Aspergillus terreus		NEG	
Shiga toxin-producing Escherichia Coli		NEG	

MTO - Mycotoxin Testing Analysis

Analyzed 19 Sep, 2022 | Instrument Subcontracted | Method Subcontracted

Analyte	LOD (ppb)	LOQ (ppb)	Result ug/kg (ppb)	Flag	Limit ug/kg
Mycotoxin B1	0.000	0.010	N D		
Mycotoxin B2	0.010	0.030	N D		
Mycotoxin G1	0.010	0.020	N D		
Mycotoxin G2	0.010	0.040	N D		
Ochratoxin A	0.020	0.060	N D		
Total Mycotoxins			N D		

PES - Pesticides Screening Analysis

Analyzed 20 Sep, 2022 | Instrument Subcontracted | Method Subcontracted

NR Not Reportable
ND Not Detected
N/A Not Applicable
NT Not Tested
LOD Limit of Detection
LOQ Limit of Quantification
<LOQ Detected
>ULOL Above upper limit of linearity
CFU/g Colony Forming Units per 1 gram
TNTC Too Numerous to Count



Scan the QR code to verify authenticity.

Authorized Signature

Dr. Archana R. Parameswar,
Laboratory Director
20 Sep, 2022 12:17:34 PM



Analytes	LOD (ppb)	LOQ (ppb)	Result ug/g	Flag	Limit ug/g
Abamectin	0.110	0.330	N D		
Acephate	0.230	0.700	N D		
Acequinocyl	0.110	0.320	N D		
Acetamiprid	0.020	0.050	N D		
Aldicarb	0.020	0.050	N D		
Azoxystrobin	0.020	0.060	N D		
Bifenazate	0.010	0.030	N D		
Bifenthrin	0.020	0.060	N D		
Boscalid	0.060	0.170	N D		
Carbaryl	0.010	0.040	N D		
Carbofuran	0.010	0.020	N D		
Chlorantraniliprole	0.010	0.030	N D		
Chlorpyrifos	0.010	0.030	N D		
Clofentezine	0.010	0.040	N D		
Coumaphos	0.040	0.120	N D		
Cyfluthrin	2.320	7.020	N D		
Cypermethrin	0.370	1.130	N D		
Daminozide	0.550	1.650	N D		
Dichlorvos	0.050	0.140	N D		
Dimethoate	0.010	0.020	N D		
Dimethomorph	0.010	0.030	N D		
Ethoprophos	0.020	0.050	N D		
Etofenprox	0.010	0.040	N D		
Etoxazole	0.010	0.020	N D		
Fenhexamid	0.040	0.140	N D		
Fenoxycarb	0.020	0.060	N D		
Fenpyroximate	0.010	0.040	N D		
Fipronil	0.010	0.040	N D		
Fludioxinil	0.020	0.050	N D		
Flonicamide	0.010	0.030	N D		
Hexythiazox	0.010	0.020	N D		
Imazalil	0.060	0.170	N D		
Imidacloprid	0.040	0.110	N D		
Kresoxim-methyl	0.020	0.050	N D		
Malathion	0.010	0.030	N D		
Metalaxyl	0.010	0.020	N D		
Methiocarb	0.010	0.030	N D		
Methomyl	0.020	0.050	N D		
Mevinphos	0.060	0.180	N D		
Myclobutanil	1.190	3.610	N D		
Naled	0.030	0.080	N D		
Oxamyl	0.020	0.050	N D		
Paclobutrazole	0.020	0.060	N D		
Permethrin	0.080	0.260	N D		
Phosmet	0.010	0.030	N D		
Piperonyl butoxide	0.010	0.040	N D		
Prallethrin	0.100	0.300	N D		

NR Not Reportable
ND Not Detected
N/A Not Applicable
NT Not Tested
LOD Limit of Detection
LOQ Limit of Quantification
<LOQ Detected
>ULOL Above upper limit of linearity
CFU/g Colony Forming Units per 1 gram
TNTC Too Numerous to Count



Scan the QR code to verify authenticity.

Authorized Signature

Archana

Dr. Archana R. Parameswar,
Laboratory Director
20 Sep, 2022 12:17:34 PM



Analytes	LOD (ppb)	LOQ (ppb)	Result ug/g	Flag	Limit ug/g
Propiconazole	0.070	0.220	N D		
Propoxur	0.010	0.030	N D		
Pyrethrin-I	0.020	0.060	N D		
Pyridaben	0.010	0.020	N D		
Spinetoram	0.230	0.690	N D		
Spinosyn A	0.010	0.020	N D		
Spinosyn D	0.000	0.010	N D		
Spiromesifen	0.050	0.140	N D		
Spirotetramat	0.010	0.030	N D		
Spiroxamine	0.010	0.030	N D		
Tebuconazole	0.010	0.030	N D		
Thiachloprid	0.010	0.030	N D		
Thiamethoxam	0.010	0.040	N D		
Methyl parathion	0.050	0.140	N D		
Diazinon	0.010	0.040	N D		
Trifloxystrobin	0.010	0.030	N D		
Chlordane	0.740	2.250	N D		
Chlorfenapyr	0.830	2.530	N D		
Pentachloronitrobenzene	0.060	0.170	N D		

NR Not Reportable
ND Not Detected
N/A Not Applicable
NT Not Tested
LOD Limit of Detection
LOQ Limit of Quantification
<LOQ Detected
>ULOL Above upper limit of linearity
CFU/g Colony Forming Units per 1 gram
TNTC Too Numerous to Count



Scan the QR code to
verify authenticity.

Authorized Signature

Archana

Dr. Archana R. Parameswar,
Laboratory Director
20 Sep, 2022 12:17:34 PM



RES – Residual Solvent Analysis

Analyzed 16 Sep, 2022 | Instrument HS-GC/MS | Method TM-106
Analysis Comment: Ethylbenzene & Isobutane are not A2LA accredited.

Analyte	LOD (ppm)	LOQ (ppm)	Result (ppm)	Flag	Limit ug/g
Propane	0.470	1.410	N D		
Methanol	0.070	0.230	N D		
Pentane	0.130	0.410	N D		
Ethanol	0.130	0.380	N D		
Ethyl ether	0.020	0.070	N D		
Acetone	0.060	0.180	N D		
Isopropyl alcohol	0.030	0.090	N D		
Acetonitrile	0.020	0.060	N D		
Methylene chloride	0.010	0.020	N D		
Hexane	0.030	0.080	N D		
Ethyl acetate	0.030	0.080	N D		
Chloroform	0.010	0.030	N D		
Benzene	0.010	0.030	N D		
1 2-Dichloroethane	0.010	0.030	N D		
Heptane	0.020	0.060	N D		
Trichloroethene	0.010	0.030	N D		
Toluene	0.010	0.020	N D		
Isobutane	3.900	11.820	N D		
Ethyl benzene	1.700	5.160	N D		
m p-Xylenes	0.010	0.030	N D		
o-Xylene	0.010	0.020	N D		

NR Not Reportable
ND Not Detected
N/A Not Applicable
NT Not Tested
LOD Limit of Detection
LOQ Limit of Quantification
<LOQ Detected
>ULOL Above upper limit of linearity
CFU/g Colony Forming Units per 1 gram
TNTC Too Numerous to Count



Scan the QR code to
verify authenticity.

Authorized Signature

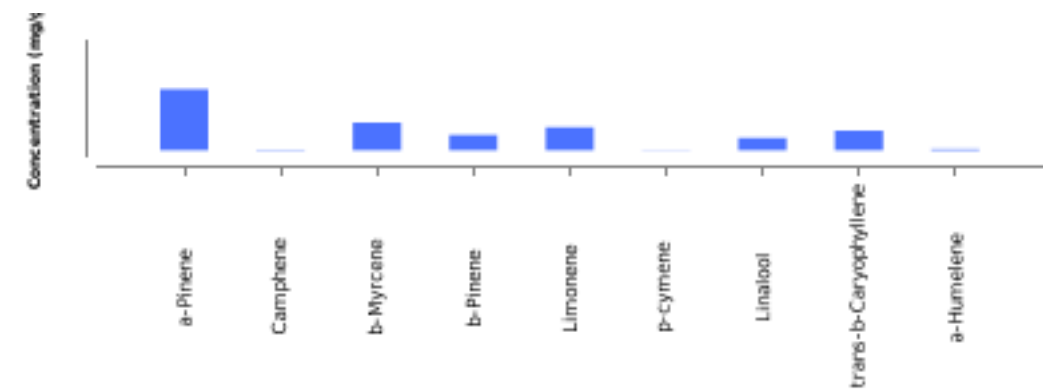
Dr. Archana R. Parameswar,
Laboratory Director
20 Sep, 2022 12:17:34 PM

*This report shall not be reproduced except in full, without the written approval of the lab. This report is for informational purposes only and should not be used to diagnose, treat or prevent any disease. Results are only for samples and batches indicated. Results are reported on an "as received" basis, unless indicated otherwise.
All required LQC (Laboratory Quality Control) samples were included in the performance of these analyses and met the acceptance criteria for ISO/IEC Regulations.

TER- Terpenes Analysis

Analyzed 19 Sep, 2022 | Instrument HS-GC/MS | Method TM-102


Analyte	LOD (ppm)	LOQ (ppm)	Result %	Result mg/g
a-Pinene	0.840	2.540	0.68	6.82
Camphene	0.940	2.850	0.01	0.07
b-Myrcene	1.080	3.260	0.31	3.09
b-Pinene	1.110	3.380	0.17	1.7
3-Carene	0.460	1.400	N D	N D
a-Terpinene	1.180	3.570	N D	N D
a-ocimene	0.240	0.710	N D	N D
Limonene	0.730	2.210	0.26	2.58
p-cymene	0.680	2.070	0	0.02
cis-b-Ocimene	0.680	2.050	N D	N D
Eucalyptol	1.500	4.530	N D	N D
y-Terpinene	0.570	1.720	N D	N D
Terpinolene	0.970	2.950	N D	N D
Linalool	1.830	5.550	0.14	1.39
Isopulegol	1.650	4.990	N D	N D
Geraniol	0.780	2.370	N D	N D
trans-b-Caryophyllene	0.910	2.760	0.22	2.21
a-Humelene	0.960	2.920	0.01	0.13
cis-Nerolidol	0.510	1.540	N D	N D
trans-Nerolidol	1.110	3.360	N D	N D
Guaiol	2.800	8.490	N D	N D
Caryophyllene Oxide	0.970	2.950	N D	N D
a-Bisabolol	2.500	7.560	N D	N D
Total Terpene Concentration			1.8	18.01



NR Not Reportable
ND Not Detected
N/A Not Applicable
NT Not Tested
LOD Limit of Detection
LOQ Limit of Quantification
<LOQ Detected
>ULOL Above upper limit of linearity
CFU/g Colony Forming Units per 1 gram
TNTC Too Numerous to Count



Scan the QR code to verify authenticity.

Authorized Signature

Dr. Archana R. Parameswar,
Laboratory Director
20 Sep, 2022 12:17:34 PM